









# SIV N-TOPCON SERIES

N for Now, Fit for Future

## 425-440W



### • N-TOPCON MODULE ADVANTAGE

- 
**Multi-main gate technology**
- 
**Superior load capacity**
- 
**High module conversion efficiency**
- 
**Excellent low-light performance**
- 
**Low attenuation long warranty**
- 
**Low BOS and KWH cost**
- 
**Reduce heat spot effect**
- 
**Higher bifacially**

### • QUALITY SYSTEM

ISO9001 / ISO14001 / ISO45001

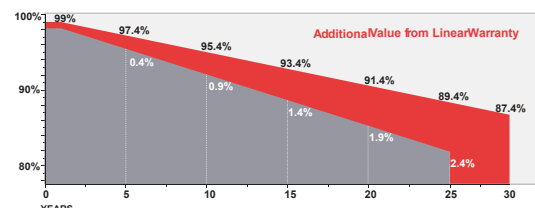
### • PRODUCT CERTIFICATION



### • INSURANCE

**PICC**

### • WARRANTY



Guarantee on product material and workmanship



Linear power output warranty



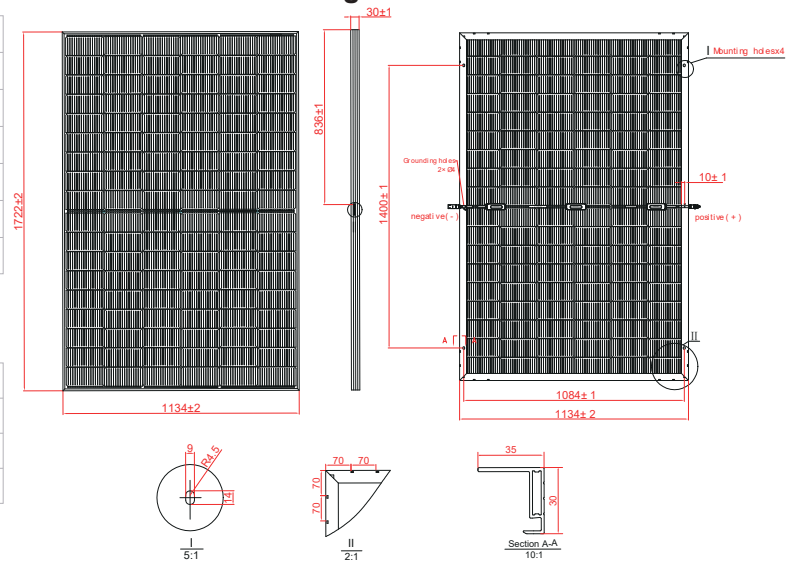
### Mechanical Specifications

External Dimension	1722 x 1134 x 30 mm
Weight	24.0 kg
Solar Cells	N-TOPCon 182 x 91(108 pcs)
Front / Back Glass	2.0mm AR coating semi-tempered glass, low iron
Frame	Anodized aluminium alloy
Junction Box	IP68, 3 diodes
Output Cables	4.0mm <sup>2</sup> , 250mm(+)/350mm(-) or Customized Length

### Packing Configuration

Container	20'GP	40'HQ
Pieces per Pallet	36	36
Pallets per Container	6	26
Pieces per Container	216	936

### Technical drawing



### Electrical Characteristics

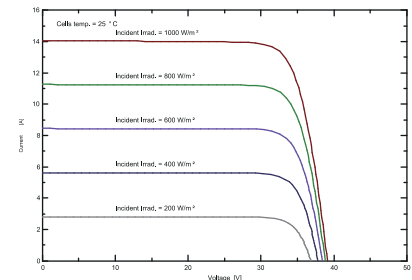
Module Type	SRP-425-BTD-BG			SRP-430-BTD-BG			SRP-435-BTD-BG			SRP-440-BTD-BG		
	Front STC	Front NOCT	Back STC	Front STC	Front NOCT	Back STC	Front STC	Front NOCT	Back STC	Front STC	Front NOCT	Back STC
Maximum Power -P <sub>mp</sub> (W)	425	320	340	430	324	344	435	328	348	440	332	352
Open Circuit Voltage -V <sub>oc</sub> (V)	38.70	36.77	38.68	38.90	36.96	38.88	39.10	37.15	39.08	39.30	37.34	39.28
Short Circuit Current -I <sub>sc</sub> (A)	13.91	11.13	11.13	13.99	11.19	11.19	14.07	11.26	11.26	14.15	11.33	11.33
Maximum Power Voltage -V <sub>mp</sub> (V)	32.10	30.21	32.08	32.30	30.41	32.28	32.50	30.62	32.48	32.70	30.83	32.68
Maximum Power Current -I <sub>mp</sub> (A)	13.24	10.59	10.60	13.32	10.66	10.66	13.39	10.71	10.72	13.46	10.76	10.78
Module Efficiency STC-η <sub>m</sub> (%)	21.76			22.02			22.28			22.54		
Power Tolerance (W)	(0, +4.99)											
Pmax Temperature Coefficient	-0.29 %/°C											
Voc Temperature Coefficient	-0.25 %/°C											
Isc Temperature Coefficient	+0.046 %/°C											

STC: Irradiance 1000 W/m<sup>2</sup> module temperature 25°C AM=1.5  
Power measurement tolerance: +/-3%

### Rear Side Power Gain(SRP-425-BTD-BG)

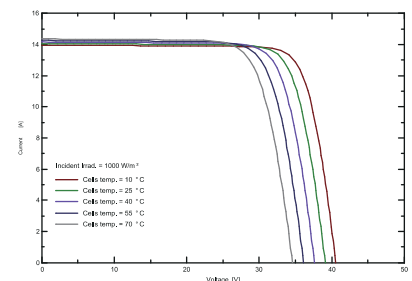
Power Gain	10%	15%	20%	25%	30%
Maximum Power -P <sub>mp</sub> (W)	462	483	504	525	546
Open Circuit Voltage -V <sub>oc</sub> (V)	38.50	38.50	38.50	38.50	38.50
Short Circuit Current -I <sub>sc</sub> (A)	15.21	15.90	16.60	17.29	18.00
Maximum Power Voltage -V <sub>mp</sub> (V)	31.90	31.90	31.90	31.90	31.90
Maximum Power Current -I <sub>mp</sub> (A)	14.49	15.15	15.80	16.46	17.12

### I-V Curve



### Application Conditions

Maximum System Voltage	1500V DC
Maximum Series Fuse Rating	25 A
Operating Temperature	-40~+85 °C
Nominal Operating Cell Temperature	45±2 °C
Bifaciality	80%±5%
Mechanical Load	Front side 5400 Pa / Back side 2400 Pa



Specifications are subject to change without further notification SRP-DS-EN-2023V2.0 © Copyright 2023 Seraphim

