


# SIV SERIES

Small Changes, Big Accomplishments







## 540-555W



### ● SIV SERIES

Seraphim redefined the high-efficiency module series by integrating 182mm silicon wafers with multi-busbar and half-cut cell technologies. Seraphim panel combined creative technology effectively and extremely improved the module efficiency and power output.

### ● KEY FEATURES

-  Less mismatch to get more power
-  Less power loss by minimizing the shading impact
-  Competitive low light performance
-  3 times EL test to ensure best quality
-  Ideal choice for utility and commercial scale projects by reduced BoS and improved ROI
-  Outstanding reliability proven by PVEL for stringent environment condition:
  - Sand, acid, salt and hail stones
  - 2400 Pa wind load and 5400 Pa snow load
  - Anti-PID

### ● QUALITY SYSTEM

ISO9001 / ISO14001 / ISO45001

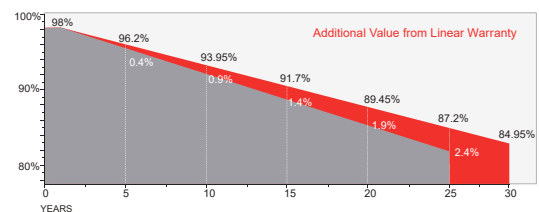
### ● PRODUCT CERTIFICATION



### ● INSURANCE

**PICC**

### ● WARRANTY



Guarantee on product material and workmanship



Linear power output warranty



**SERAPHIM ENERGY GROUP CO., LTD.**

Add: Intersection of baimafeng road and Weimin Road, Jinzhai County, Lu'an City, Anhui Province  
 Tel: +86-0564-7736177 Email: info@seraphim-energy.com

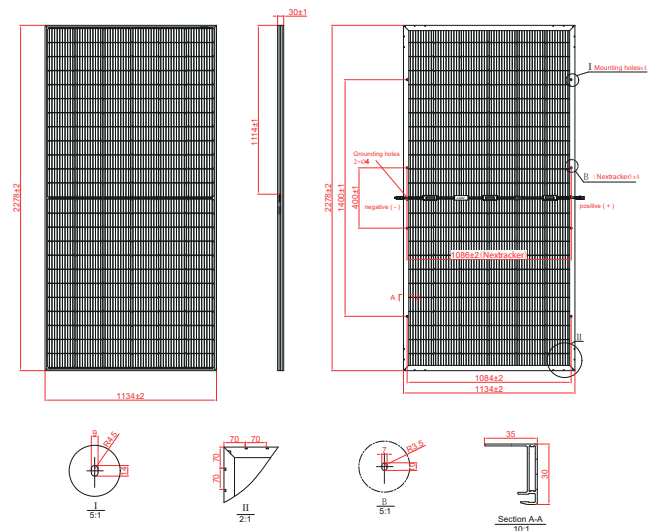
### Mechanical Specifications

External Dimension	2278 x 1134 x 30 mm
Weight	32.0 kg
Solar Cells	PERC Mono crystalline(144pcs)
Front / Back Glass	2.0mm AR coating semi-tempered glass, low iron
Frame	Anodized aluminium alloy
Junction Box	IP68, 3 diodes
Output Cables	4.0mm <sup>2</sup> , 250mm(+)/350mm(-) or Customized Length

### Packing Configuration

Container	20'GP	40'HQ
Pieces per Pallet	36	36
Pallets per Container	4	20
Pieces per Container	144	720

### Technical drawing



### Electrical Characteristics

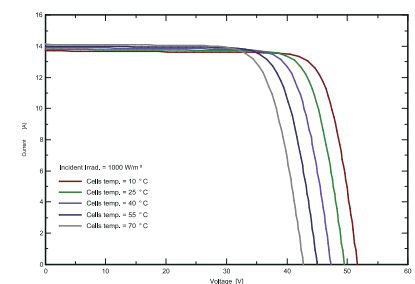
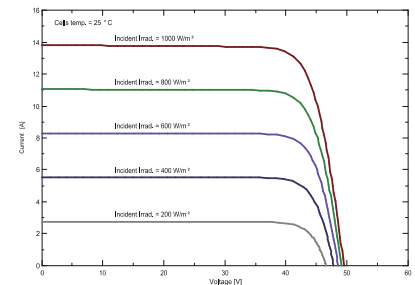
Module Type	SRP-540-BMA-BG			SRP-545-BMA-BG			SRP-550-BMA-BG			SRP-555-BMA-BG		
	Front STC	Front NOCT	Back STC	Front STC	Front NOCT	Back STC	Front STC	Front NOCT	Back STC	Front STC	Front NOCT	Back STC
Maximum Power -P <sub>mp</sub> (W)	540	406	378	545	409	382	550	414	385	555	418	389
Open Circuit Voltage -V <sub>oc</sub> (V)	49.50	46.18	49.48	49.60	46.32	49.58	49.70	46.40	49.68	49.80	46.50	49.78
Short Circuit Current -I <sub>sc</sub> (A)	13.81	11.16	9.74	13.90	11.23	9.80	14.00	11.32	9.87	14.10	11.41	9.94
Maximum Power Voltage -V <sub>mp</sub> (V)	41.55	38.39	41.61	41.80	38.41	41.86	42.05	38.58	42.10	42.31	38.68	42.34
Maximum Power Current -I <sub>mp</sub> (A)	13.00	10.59	9.09	13.04	10.65	9.13	13.08	10.73	9.15	13.12	10.81	9.19
Module Efficiency STC-η <sub>m</sub> (%)	20.90			21.10			21.29			21.48		
Power Tolerance (W)							(0, +4.99)					
Pmax Temperature Coefficient							-0.34 %/°C					
Voc Temperature Coefficient							-0.26 %/°C					
Isc Temperature Coefficient							+0.05 %/°C					

STC: Irradiance 1000 W/m<sup>2</sup> module temperature 25°C AM=1.5  
Power measurement tolerance: +/-3%

### Rear Side Power Gain(SRP-550-BMA-BG)

Power Gain	10%	15%	20%	25%	30%
Maximum Power -P <sub>mp</sub> (W)	594	621	648	675	702
Open Circuit Voltage -V <sub>oc</sub> (V)	49.70	49.70	49.70	49.70	49.70
Short Circuit Current -I <sub>sc</sub> (A)	15.40	16.10	16.80	17.50	18.20
Maximum Power Voltage -V <sub>mp</sub> (V)	42.05	42.05	42.05	42.05	42.05
Maximum Power Current -I <sub>mp</sub> (A)	14.39	15.04	15.70	16.35	17.00

### I-V Curve



### Application Conditions

Maximum System Voltage	1500V DC
Maximum Series Fuse Rating	25 A
Operating Temperature	-40~+85 °C
Nominal Operating Cell Temperature	45±2 °C
Bifaciality	70%±10%
Mechanical Load	Front side 5400 Pa / Back side 2400 Pa

Specifications are subject to change without further notification SRP-DS-EN-2023V2.0 © Copyright 2023 Seraphim

